


# Tagma Ermeas TrisMegistos



**Space-Time Harmonization Rite  
for Seekers and Therapists**

## INTRODUCTION

This Rite harmonizes Space and Time with the Divine Law and concerns, first Seekers that wish to meditate alone, second Energy Therapists that wish to elevate the vibration of the place they will perform their sessions.

The one performing the Meditation or the Therapy starts working after completing the Rite Ascendent.  
After concluding his work performs the Rite Descendent.

If the Therapist has successive sessions then performs the Rite Ascendants, does all his sessions and then performs the Rite Descendent.

In this case must be cautious to be able to replace without extinguishing any of the candles of the Rite.

**The Ritual does not contain elements from any Religion or any Esoteric – Philosophical Tradition.**



## SETUP

At the center of a table covered with a white<sup>1</sup> linen or cotton tablecloth, on top of which nothing else should be placed, you set:

- A golden Rose<sup>2</sup> with four of its petals oriented towards the four directions<sup>3</sup> of the horizon.
- A white taper, which will use to transfer the flames.
- A brazen candle-snuffer.
- A wind instrument or percussion (i.e. flute, small xylophone, meditation chime).

On the center<sup>4</sup> of the Rose you place a small white<sup>5</sup> candle<sup>6</sup>.  
At the edges of each of the four oriented petals of the Rose (outside the border of the Rose<sup>7</sup>) there is a small white candle (identical with the one in the center).

**The candle on the center of the Rose is lit constantly also during the setup of the Harmonization Rite.**

A relaxing incense should be filling the place that the Rite is performed. The incense burner<sup>8</sup> should not be near the Rose; should be definitely be outside the square inside the four white candles.

A chair is placed at the West side of the Rose on which the person performing the Rite will be sitting.

---

<sup>1</sup> Represents the Knowledge.

<sup>2</sup> Represents the Archetypical Great Mother Nature.

You may find the Rose in a pdf file on the website of the Order.

Remove the extra paper around the border of the printed Rose.

The Rose must be Gold, so it should be painted or gilded from the one performing the Rite.

<sup>3</sup> The four directions of the horizon represent the four harmonizing properties that are about to be lit during the Rite.

<sup>4</sup> Represents the Divine Law (only the center, not the whole Rose).

<sup>5</sup> Alternatively, you could place candles in a transparent glass candle holder.

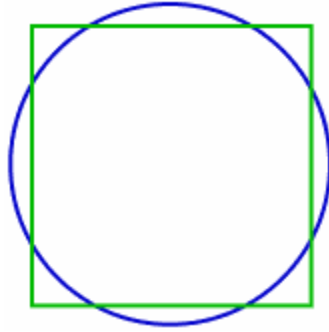
<sup>6</sup> They can be tealight candles.

<sup>7</sup> There is a photo in pdf file on the website of the Order.

<sup>8</sup> The incense burner must be made of brass. If you are using an incense stick the base should be made of brass.

If the table, on which the Rite is performed, is too big the Rose is placed in such a position so the person performing the Rite is able to make all the movements without getting up from his chair.





## Rite Ascendent

**Sound of the musical instrument to resonate the place the Rite is performed.**

Seeker / Therapist:

**The Rite begins ...**

**The purpose of this Rite is for harmony to vibrate through Space and Time and resonate with the Divine Law.**

**Small Pause**

Seeker / Therapist:

**To the Glory of the Divine Law, that harmonizes the Whole Universe.**

**Small Pause**

**\*\*\***

Seeker / Therapist:

**May the Space and Time illuminate by the Light of the Properties that harmonize.**

**Lights the taper from the center of the Rose and transfers the flame to the candle on the East.**

**As he lights the candle of the East says:**

**East → Consciousness.**

Then extinguishes the taper with the candle-snuffer.

\*\*\*

Lights the taper from the center of the Rose and transfers the flame to the candle on the West.

As he lights the candle of the West says:

**West → Stability.**

Then extinguishes the taper with the candle-snuffer.

\*\*\*

Lights the taper from the center of the Rose and transfers the flame to the candle on the South.

As he lights the candle of the South says:

**South → Creativity.**

Then extinguishes the taper with the candle-snuffer.

\*\*\*

Lights the taper from the center of the Rose and transfers the flame to the candle on the North.

As he lights the candle of the North says:

**North → Acceptance.**

Then extinguishes the taper with the candle-snuffer and puts both objects back in place.

Small Pause

\*\*\*

Seeker / Therapist:

**Light harmonizes Space and Time after the Universal Law, as it expresses the Divine Will.  
May his radiance radiate within me.  
The resonance with the Divine Law was achieved so I should work.**

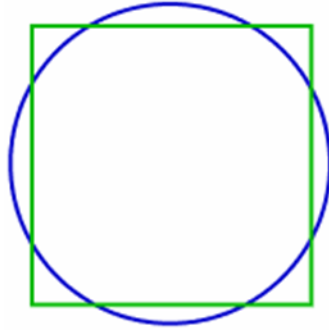
**Pause**



## Main Work of the Rite







## Rite Descendent

Seeker / Therapist:

The moment I am called to complete my work has arrived so I should conclude this Rite.

**Small Pause**

\*\*\*

Seeker / Therapist:

In this place today, with all the sense of Emotional and Spiritual responsibility, I worked in Harmony.

**With the candle-snuffer puts out the candle of the North.**

\*\*\*

Seeker / Therapist:

May the Divine Law guide me in my daily life.

**With the candle-snuffer puts out the candle of the South.**

\*\*\*

Seeker / Therapist:

Rejoice in the calmness of this moment.

**With the candle-snuffer puts out the candle of the West.**

\*\*\*

Seeker / Therapist:  
I thank the **Divine Law** for its succor in the execution  
of the Rite.

With the candle-snuffer puts out the candle of the East.

\*\*\*

Pause

